

Thanks for shopping with Jeco®


Ceramic Table Lamp w/BMetal Base

SKU# HD-LM040/13010040





IMPORTANT SAFETY INSTRUCTIONS

- To prevent shock, only plug in unit after assembly is complete.
- Do not exceed the maximum wattage rating.
- Before turning on the lamp, please follow the instructions step by step.

Note: This portable lamp has a polarized plug (one blade is wider than the other). As a safety feature, this plug will fit in a polarized outlet only one way. If the plug does not fit fully in the outlet, reverse the plug. If it still does not fit, contact a qualified electrician. Never use with an extension cord unless plug can be fully inserted. Do not attempt to work around this safety feature.



Parts List:

A. Lamp Body Qty: 1	B. Harp Qty: 1	C. Shade Qty:1	D. Finial Qty:1
			

JECO

1-800-893-3006
Ontario, CA 91761

Made in China

If you have questions regarding this product, call
1-800-893-3006 Mon.-Fri. 9:00-5:00 PST
(California) and ask for our product specialists, or
e-mail: cs@jeco-inc.com

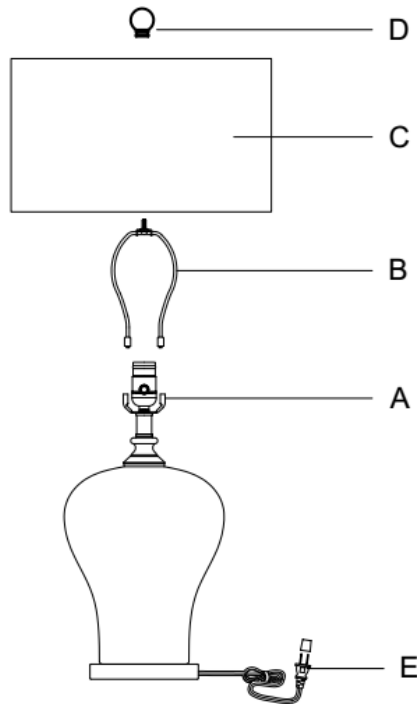
See many more products on the Internet!

www.jeco-inc.com


To Assemble:

Step 1: Insert harp (B) onto screw socket assembly (A).

Step 2: Place lamp shade (C) onto harp (B) and tighten finial (D).



Step 3: Finally, connect the plug of lamp (E) to a GFCI outlet.



CARE AND MAINTENANCE

- For indoor use only.
- Use soft dry fabric cloth for cleaning. Do not soak or expose to excessive moisture.
- Always avoid the use of harsh chemicals or abrasive cleaners as they may cause damage to the lamp.
- This is not a toy. Keep out of reach of children.